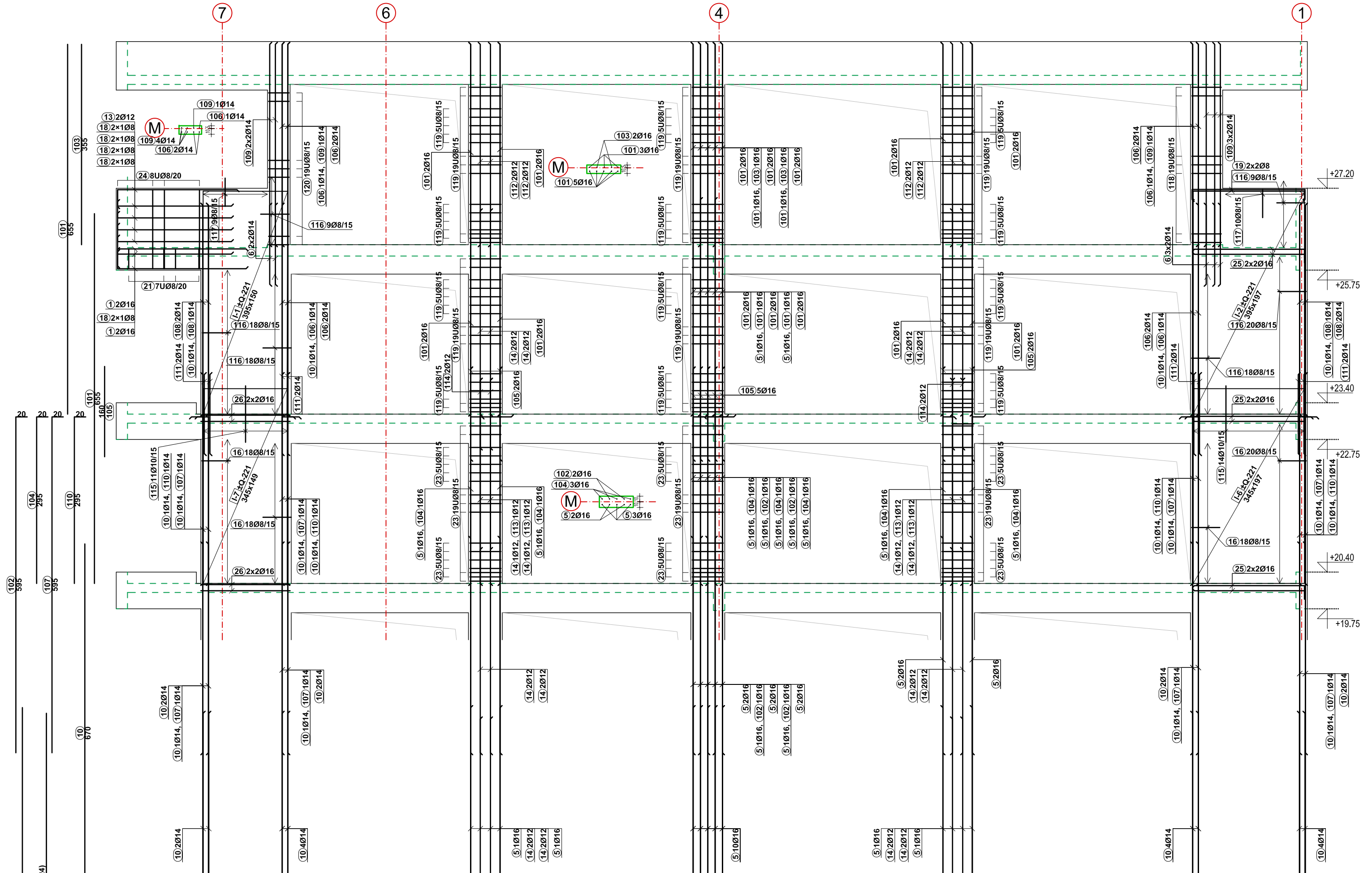
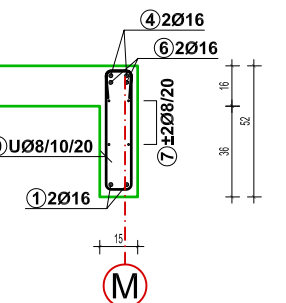
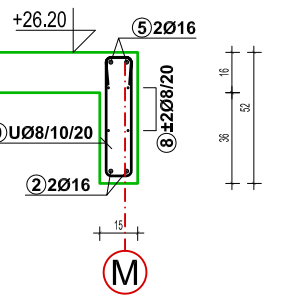
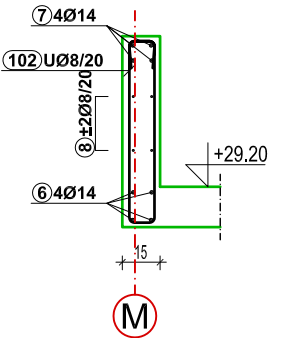
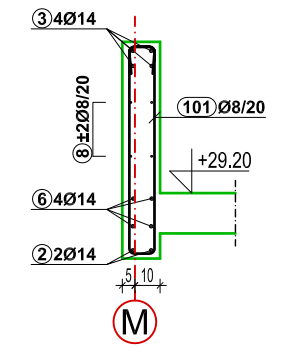
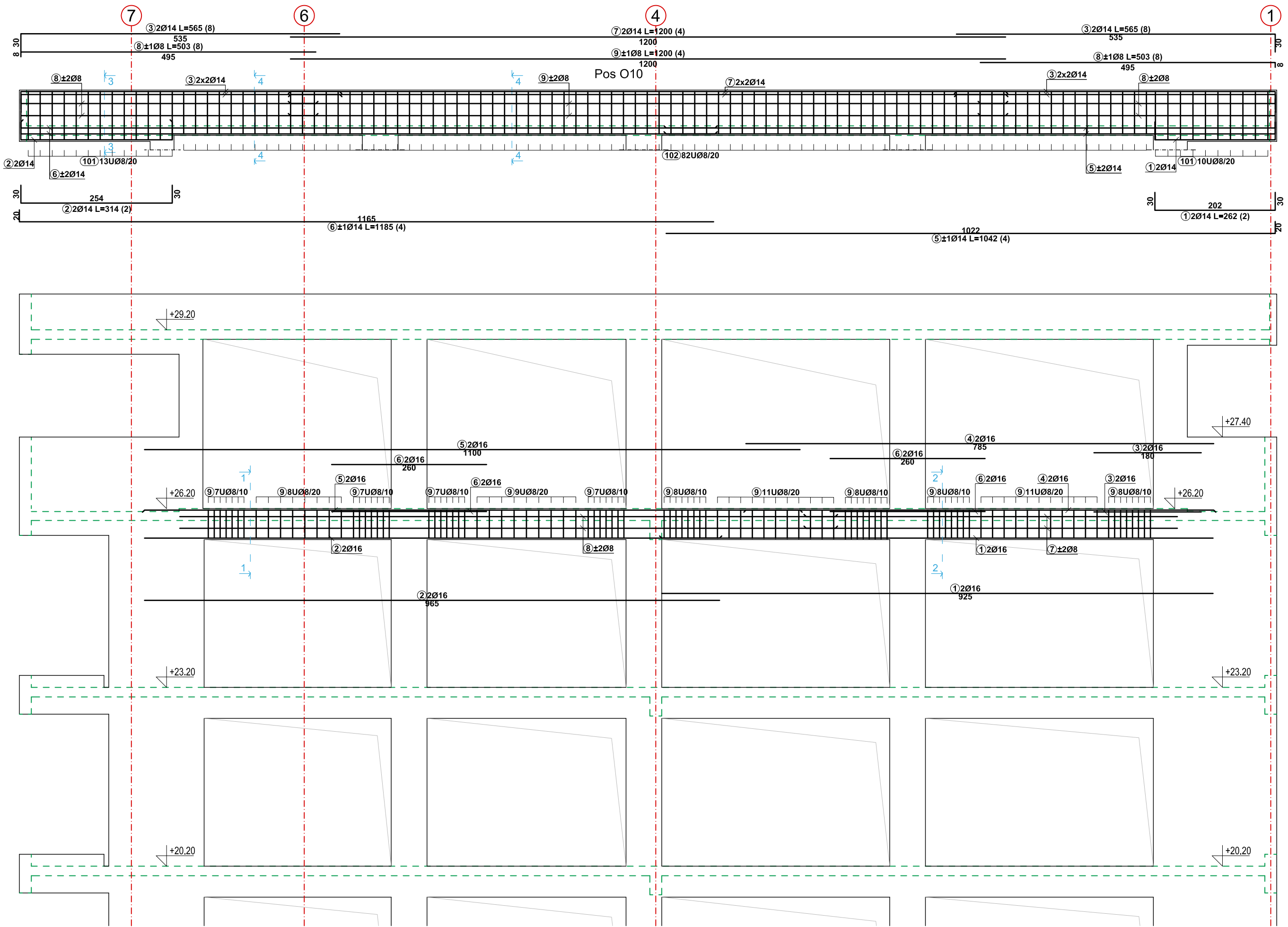


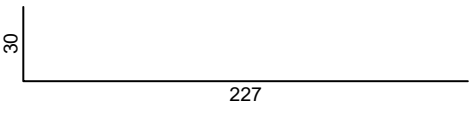
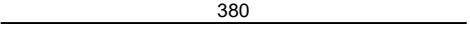







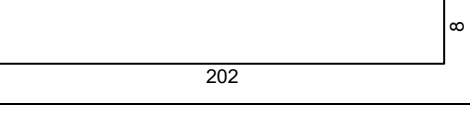

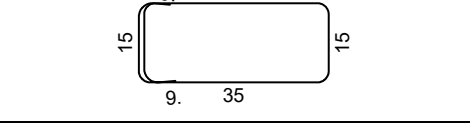
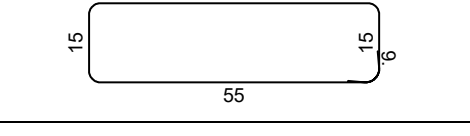






LAMELA A1-A2
KONSTRUKCIJA U OSI M
ARMATURA STUBOVA iznad kote +23.40 - IZMJENA
R 1:60




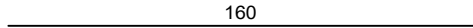

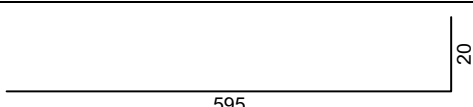
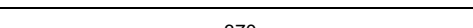



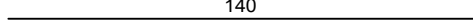
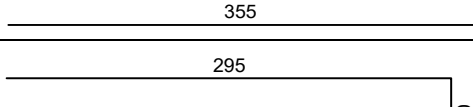



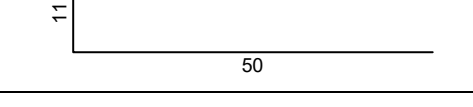
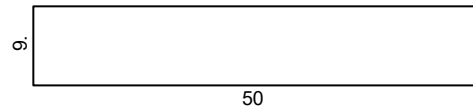

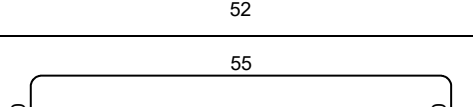

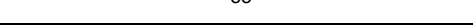
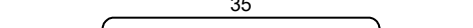



LAMELA A1-A2
KONSTRUKCIJA U OSI M
ARMATURA GREDA na +26.20 i +29.20 - IZMJENA
R 1:60/30

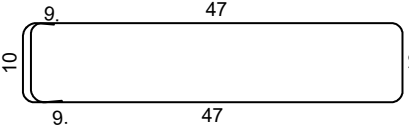
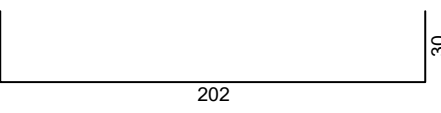
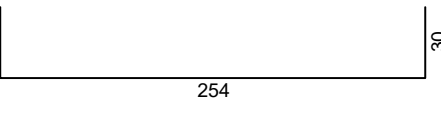



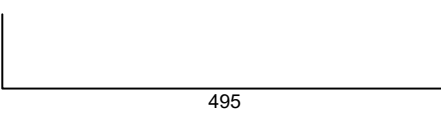
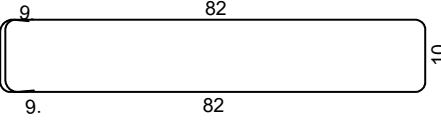
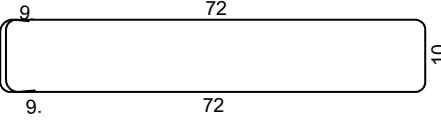
Šipke - specifikacija

ozn.	oblik i mere [cm]	Ø	lg [m]	n [kom]	lgn [m]	Napomena
Zid U OSI M OD KOTE +11.20 (1 kom)						
1		16	2.57	4	10.28	
3		16	3.80	9	34.20	
5		16	6.80	27	183.60	
6		14	1.40	10	14.00	
7		14	3.70	4	14.80	
10		14	6.70	24	160.80	
13		12	2.42	2	4.84	
14		12	3.60	36	129.60	
16		8	1.16	74	85.84	
18		8	2.10	10	21.00	
19		8	2.30	4	9.20	
21		8	1.33	7	9.31	
23		8	1.58	87	137.46	
24		8	3.22	8	25.76	
25		16	2.10	12	25.20	
26		16	1.58	8	12.64	
101		16	6.55	16	104.80	
102		16	6.15	2	12.30	
103		16	3.55	2	7.10	

Šipke - specifikacija

ozn.	oblik i mere [cm]	Ø	lg [m]	n [kom]	lgn [m]	Napomena
104		16	3.15	7	22.05	
105		16	1.60	9	14.40	
106		14	6.55	6	39.30	
107		14	6.15	4	24.60	
108		14	3.70	6	22.20	
109		14	3.55	12	42.60	
110		14	3.15	4	12.60	
111		14	1.40	8	11.20	
112		12	3.55	8	28.40	
113		12	3.15	4	12.60	
114		12	1.20	4	4.80	
115		10	1.00	25	25.00	
116		8	1.11	92	102.12	
117		8	1.09	19	20.71	
118		8	1.52	19	28.88	
119		8	1.48	174	257.52	
120		8	1.08	19	20.52	
POS S9 +26.20 (1 kom)						
1		16	9.25	2	18.50	
2		16	9.65	2	19.30	
3		16	1.80	2	3.60	
4		16	7.85	2	15.70	

Šipke - specifikacija

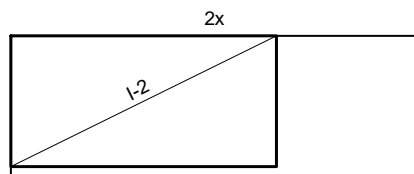
ozn.	oblik i mere [cm]	Ø	lg [m]	n [kom]	lgn [m]	Napomena
5	1100	16	11.00	2	22.00	
6	260	16	2.60	4	10.40	
7	623	8	6.23	4	24.92	
8	1100	8	11.00	4	44.00	
9		8	1.42	99	140.58	
POS O10 +29.20 (1 kom)						
1		14	2.62	2	5.24	
2		14	3.14	2	6.28	
3		14	5.65	8	45.20	
5		14	10.42	4	41.68	
6		14	11.85	4	47.40	
7	1200	14	12.00	4	48.00	
8		8	5.03	8	40.24	
9	1200	8	12.00	4	48.00	
101		8	2.12	23	48.76	
102		8	1.92	82	157.44	

Šipke - rekapitulacija			
Ø [mm]	lgn [m]	Jedinična težina [kg/m ³]	Težina [kg]
B500B			
8	1222.26	0.40	482.79
10	25.00	0.62	15.43
12	180.24	0.89	160.05
14	535.90	1.21	648.44
16	516.07	1.58	815.39
Ukupno (B500B)			2122.10
Ukupno			2122.10

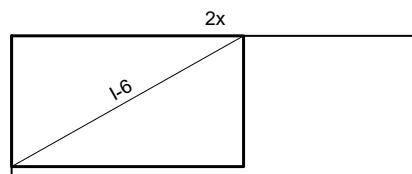
Mreže - specifikacija							
Pozicija	Oznaka mreže	B [cm]	L [cm]	n	Jedinična težina [kg/m ²]	Ukupna težina [kg]	Napomena
Zid U OSI M OD KOTE +11.20 (1 kom)							
I-1	Q-221	150	395	2	3.48	41.24	
I-2	Q-221	197	395	2	3.48	54.16	
I-6	Q-221	197	345	2	3.48	47.30	
I-7	Q-221	149	345	2	3.48	35.68	
Ukupno						178.38	

Mreže – rekapitulacija							
Oznaka mreže	B [cm]	L [cm]	n	Jedinična težina [kg/m ²]	Ukupna težina [kg]	Neto ugrađena težina [kg]	
Q-221	215	605	8	3.48	362.13	178.17	
Ukupno					362.13	178.17	

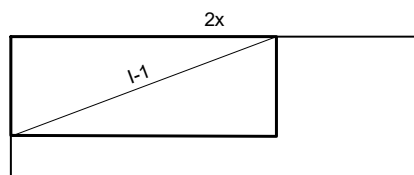
Mreže - plan sečenja	
Zid U OSI M OD KOTE +11.20	
Q-221 (605 cm x 215 cm)	



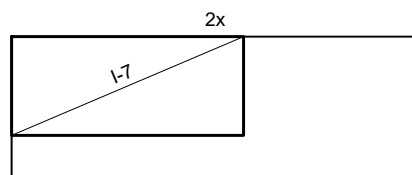
I-2 395 x 197



I-6 345 x 197



I-1 395 x 150



I-7 345 x 149